



# TUNNEL QUICK FREEZER



Tunnel freezer is individual quick freezing machine with advanced design and superior performance, which can efficiently save energy and retain freshness. It is widely used in quick-freezing food with shape of strip, cubic or grain food, such as shrimp meat, shrimp, sliced fish, meat dumpling, divided meat, pig tongue, chicken, asparagus and yam. Standard models are suitable for the freezing capacity from 300 kg/h - 1000 kg/h. If the capacity is bigger than 1000 kg/h, Wide belt models or multi layers model are the good choice.

Compare to spiral freezer, the configuration of tunnel freezer is more simple, so it is easy to assemble and operate, and less investment. The feeding temperature is around  $+15^{\circ}\text{C}$ , out feeding temperature  $-18^{\circ}\text{C}$ , refrigerant R717 or Freon, freezing duration can be 10 - 30 minutes, adjustable.



## Features

I. Conveying belt is quality high-intensity stainless steel mesh belt, with conversion infinite speed variation. it is safe and reliable in running.



II Fan arrangement has 3 types: cross blast from right and left, mixed blast and top blast according to different frozen products, which makes perfect freezing, quality and efficiency.

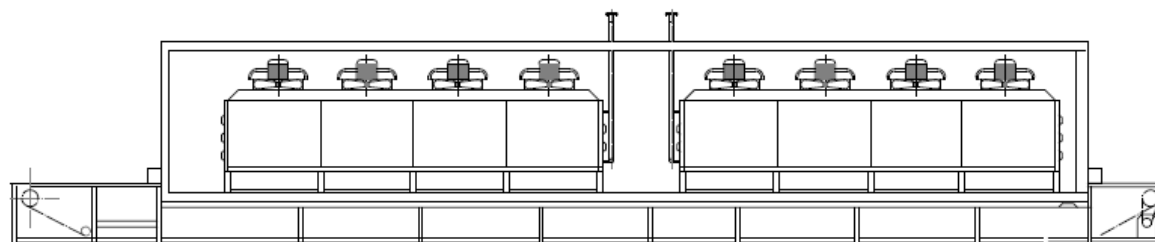
III Evaporator adopts complete aluminum and copper tube and fins and optimum designed pitch of fins, advanced in structure and efficient in refrigeration.

IV .The quick-freezing machine applies polyamine double-surface stainless steel storehouse with stainless steel frame, meets the requirements of food hygienic standard.

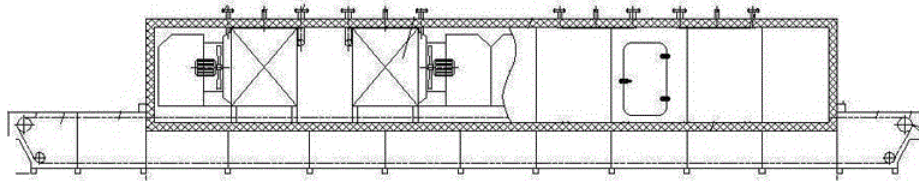
### Specification and Performance data

Item Model	Freezing Capacity KG/H	Refrigeration Consumption Kw	Installed Power Kw	Size Of Freezing Room L×W×H M	Overall Dimension L×W×H M	Remark
SSD-300	300	70	15.5	13×2.5×1.6	16×2.5×2.2	
SSD-500	500	130	20.5	18×2.5×1.6	21×2.5×2.2	
SSD-700	700	160	22	22×2.5×1.6	25×2.5×2.2	Temperature
SKD-1000	1000	190	23	16×3.6×1.6	18.7×3.6×2.5	Of Freezing
SKD-1500	1500	256	25	20×3.6×1.6	22.7×3.6×2.5	Room:-36±2 °C
SKD-2000	2000	330	28	25×3.6×1.6	27.7×3.6×2.5	FreezingTime:
SMD-1000	1000	210	27	9.0×3.14×3.34	11.3×3.14×3.5	15-30 Min
SMD-1500	1500	284	33	11.0×3.14×3.34	13.3×3.14×3.5	
SMD-2000	2000	383	36	13.2×3.14×3.34	15.5×3.14×3.5	

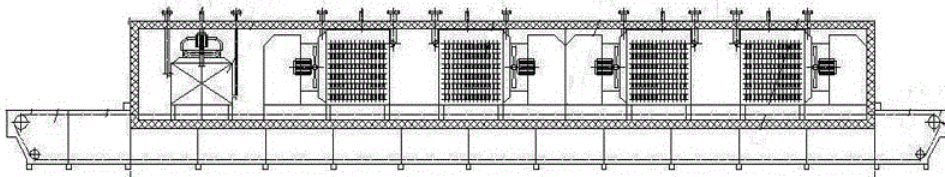
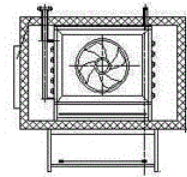
Note: SSD is normal model, SKD is wide belt model, SMD is multi layers model.



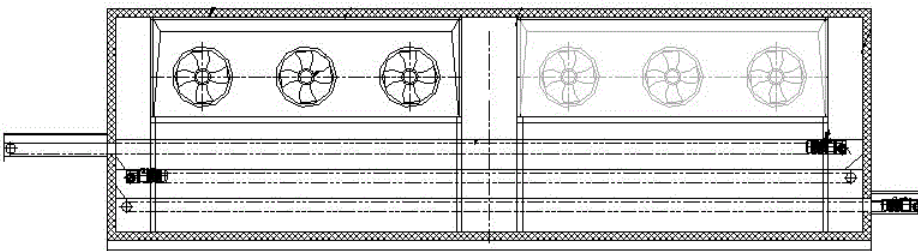
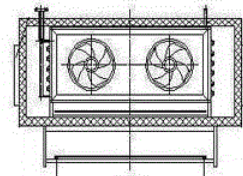
### Configuration of Various Tunnel Freezers



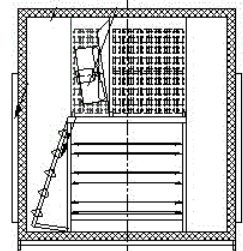
*SSD Normal Series*



*SKD Wide Belt Series*



*SMD Multi layer Series*



#### Technical Changes

The data and illustrations in this catalogue are not binding and only provide an approximate description. We reserve the right to make changes to the product delivered compared with the data and illustrations in this catalogue, e.g. in respect of technical data, design, fittings, material and external appearance.

#### **CHENGUAN MACHINERY & FREEZING TECHNOLOGIES LTD.**

Cao'e Economic Zone, Shangyu, Zhejiang, China

Tel: +86-571-56101801 Mobile/whatsapp: +86-13867501690

[info@syfreezer.com](mailto:info@syfreezer.com)

[www.syfreezer.com](http://www.syfreezer.com)